



TWSE stock code:9907

## **2022Y H1 Investors Conference**

**20 September, 2022**

# *Disclaimer*

---

The information contained in this presentation is intended solely for your personal reference. Such information is subject to change without notice and no representation or warranty express or implied is made as to, and no reliance, should be placed on, the fairness, accuracy, completeness or correctness of the information contained in this presentation. This presentation does not intend to provide, and you may not rely on this presentation as providing, a complete or comprehensive analysis of the Company's financial or trading position or prospects. None of the Company nor any of its respective affiliates, advisors or representatives shall have any liability (in negligence or otherwise) whatsoever for any loss or damage howsoever arising from any use of this presentation or its contents or otherwise arising in connection with this presentation.

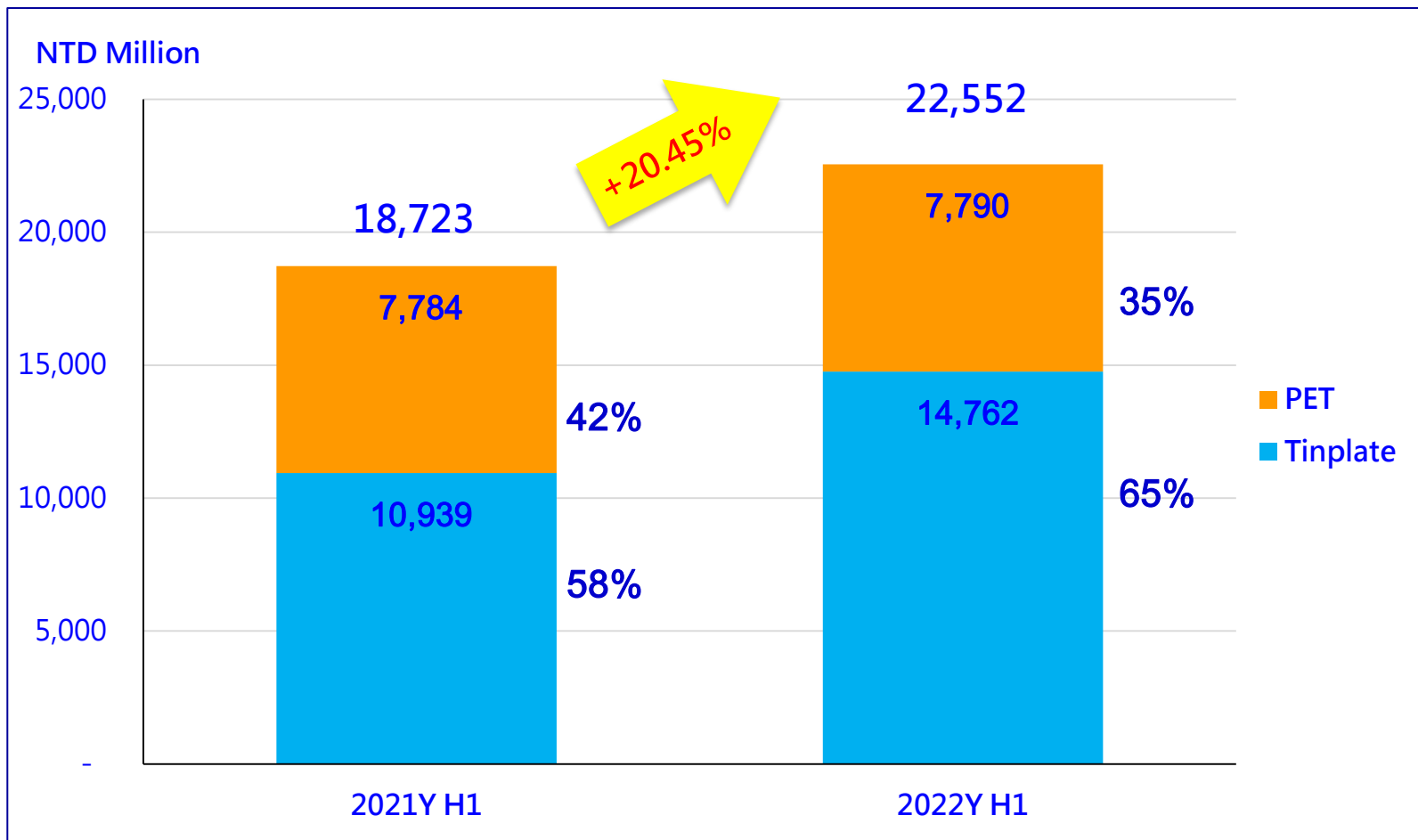
This presentation contains projections and forward-looking statements that may reflect the Company's current views with respect to future events and financial performance. Readers are cautioned not to place undue reliance on these forward-looking statements which are subject to various risks and uncertainties and no assurance can be given that actual results will be consistent with these forward-looking statements. The Company undertakes no obligation to publicly update or revise any forward-looking statements, whether as a result of new information, future events or otherwise.

This presentation does not constitute an offer or invitation to purchase or subscribe for any securities or financial instruments or the provision of any investment advice, and no part of it shall form the basis of or be relied upon in connection with any contract, commitment or investment decision in relation thereto, nor does this presentation constitute a recommendation regarding the securities or financial instruments of the Company.

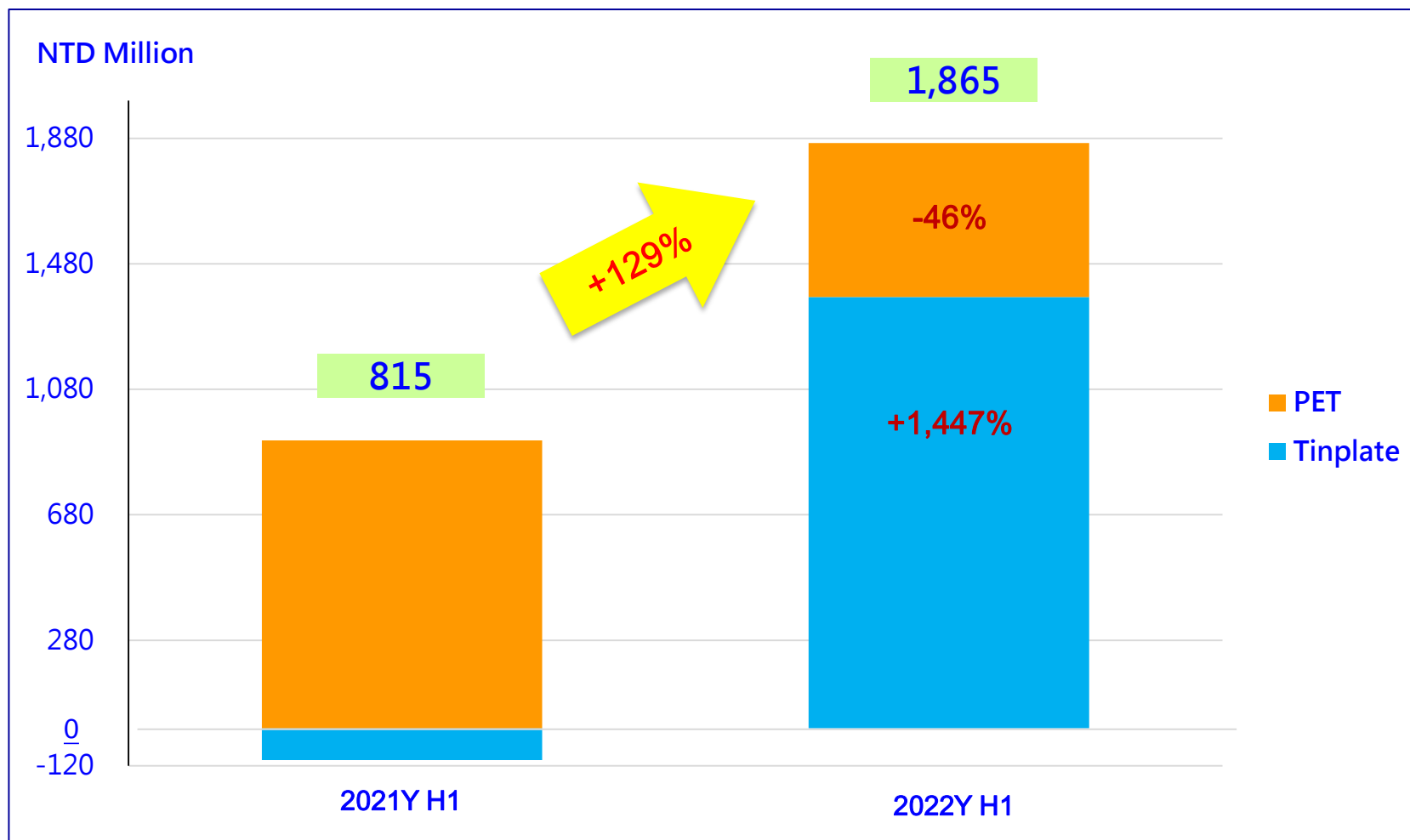
## Results Highlight (Consolidated)

<i>In NTD Millions unless otherwise noted</i>	2022Y H1	2021Y H1	YoY
Revenue	22,551.89	18,722.76	+20.45%
Gross Profit	3,651.42	2,202.85	+65.76%
Operating Profit	1,758.93	857.48	+105.13%
Profit Before Tax	1,865.98	815.10	+128.93%
Profit After Tax (attribute to owners of the parent)	1,495.44	652.29	+129.26%
EPS ( <i>in NTD</i> )	0.95	0.41	+131.71%
<b>Gross Margin</b>	16.19%	11.77%	+4.42ppts
<b>Operating Margin</b>	7.80%	4.58%	+3.22ppts
<b>Pretax Margin</b>	8.27%	4.35%	+3.92ppts

# Segment Revenue



# Segment PBI



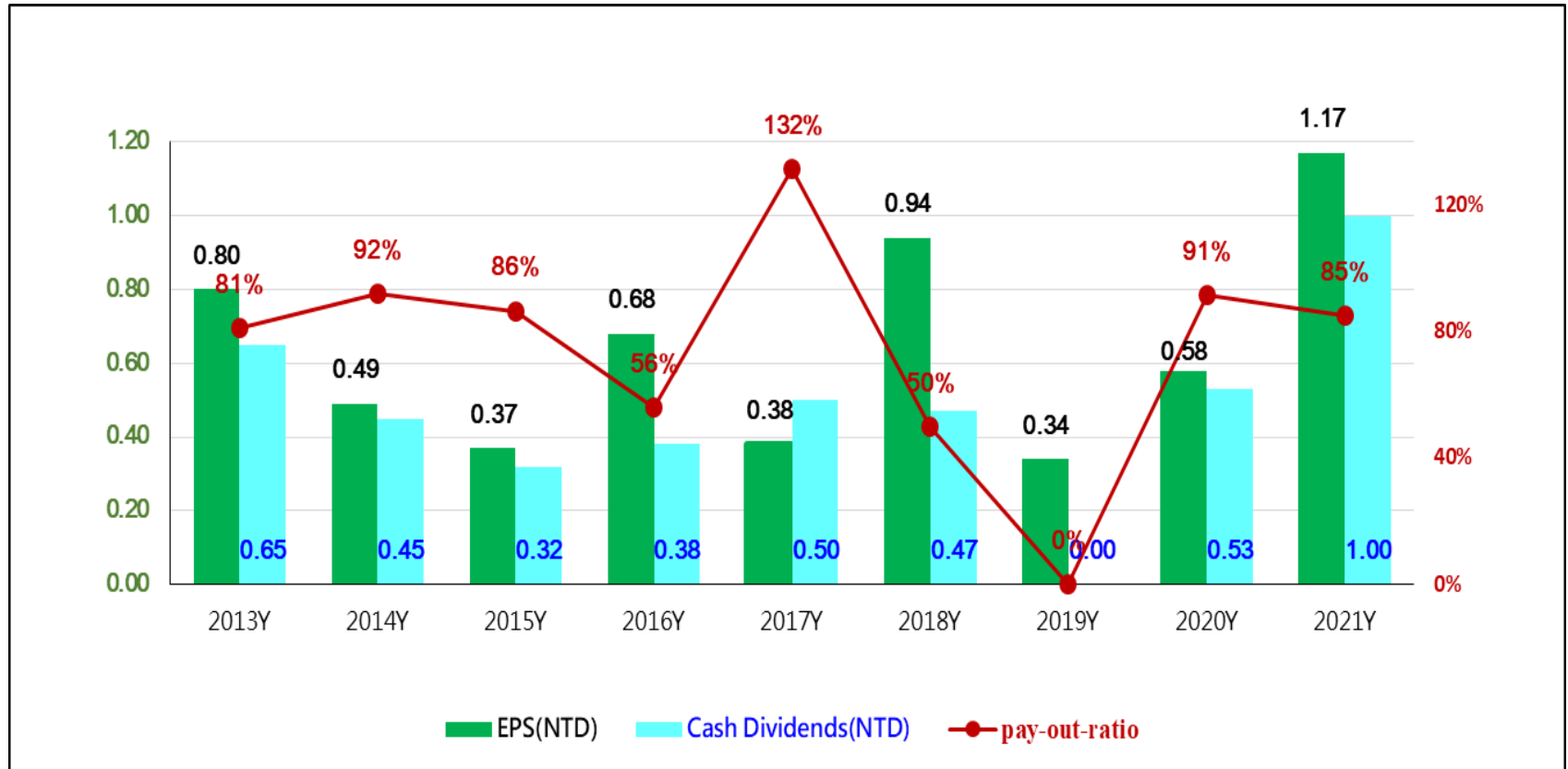
# Balance Sheets & Financial Highlights

Selected Items (Consolidated) (In NTD Millions)	30 June 22Y		30 June 21Y	
	Amount	%	Amount	%
Total Asset	37,648.79	100%	37,258.26	100%
Borrowings	7,928.98	21%	10,436.26	28%
Total liability	16,466.61	44%	17,640.60	47%
<b>Current Ratio</b>	<b>166%</b>		<b>160%</b>	
<b>Total Liability to Assets Ratio</b>	<b>78%</b>		<b>90%</b>	
<b>Total Liability to Equity Ratio</b>	<b>64%</b>		<b>74%</b>	

## Cash Flows (Consolidated)

<i>(In NTD Millions)</i>	<b>2022Y H1</b>	<b>2021Y H1</b>
Beginning balance	2,664.03	2,478.44
Net Cash flows from (used in) Operating activities	2,907.18	(445.57)
Net Cash flows from (used in) Investing activities	(359.43)	(801.56)
<b><i>Capital Expenditure*</i></b>	316.03	803.53
Net Cash flows from (used in) Financing activities	(2,420.64)	1,961.18
Ending balance	2,889.72	3,124.90

# Dividends





# Performance of ESG

Corporate Governance ranked in the top 6%-20%



**2021 TCSA  
Corporate Sustainability Reports  
Award-Cooper Level**



**2021 National Occupational  
Safety and Health Award**

*Thank you*