



TWSE stock code:9907

2023Y Q1 ANNUAL RESULTS

25 May, 2023

DISCLAIMER

The information contained in this presentation is intended solely for your personal reference. Such information is subject to change without notice and no representation or warranty express or implied is made as to, and no reliance, should be placed on, the fairness, accuracy, completeness or correctness of the information contained in this presentation. This presentation does not intend to provide, and you may not rely on this presentation as providing, a complete or comprehensive analysis of the Company's financial or trading position or prospects. None of the Company nor any of its respective affiliates, advisors or representatives shall have any liability (in negligence or otherwise) whatsoever for any loss or damage howsoever arising from any use of this presentation or its contents or otherwise arising in connection with this presentation.

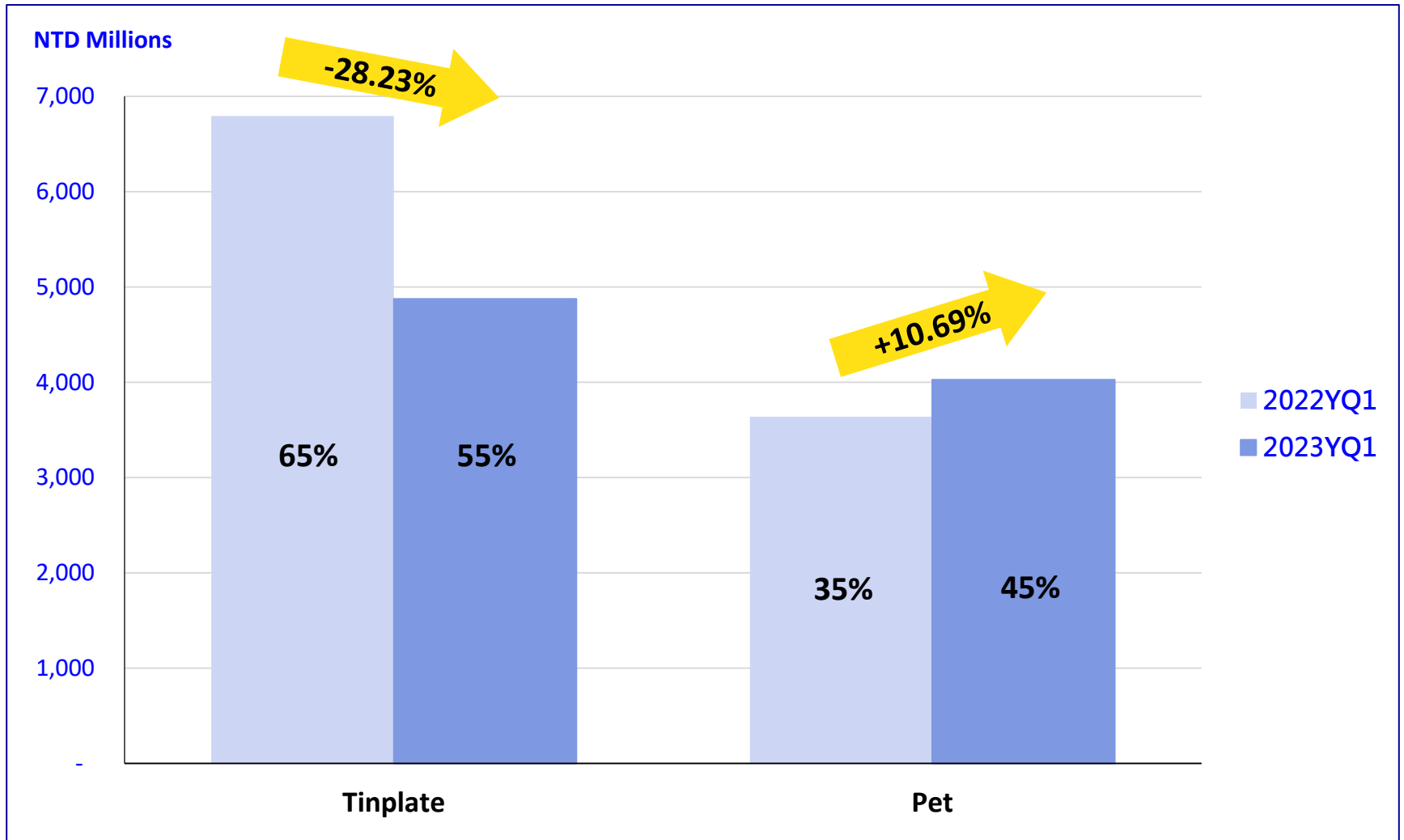
This presentation contains projections and forward-looking statements that may reflect the Company's current views with respect to future events and financial performance. Readers are cautioned not to place undue reliance on these forward-looking statements which are subject to various risks and uncertainties and no assurance can be given that actual results will be consistent with these forward-looking statements. The Company undertakes no obligation to publicly update or revise any forward-looking statements, whether as a result of new information, future events or otherwise.

This presentation does not constitute an offer or invitation to purchase or subscribe for any securities or financial instruments or the provision of any investment advice, and no part of it shall form the basis of or be relied upon in connection with any contract, commitment or investment decision in relation thereto, nor does this presentation constitute a recommendation regarding the securities or financial instruments of the Company.

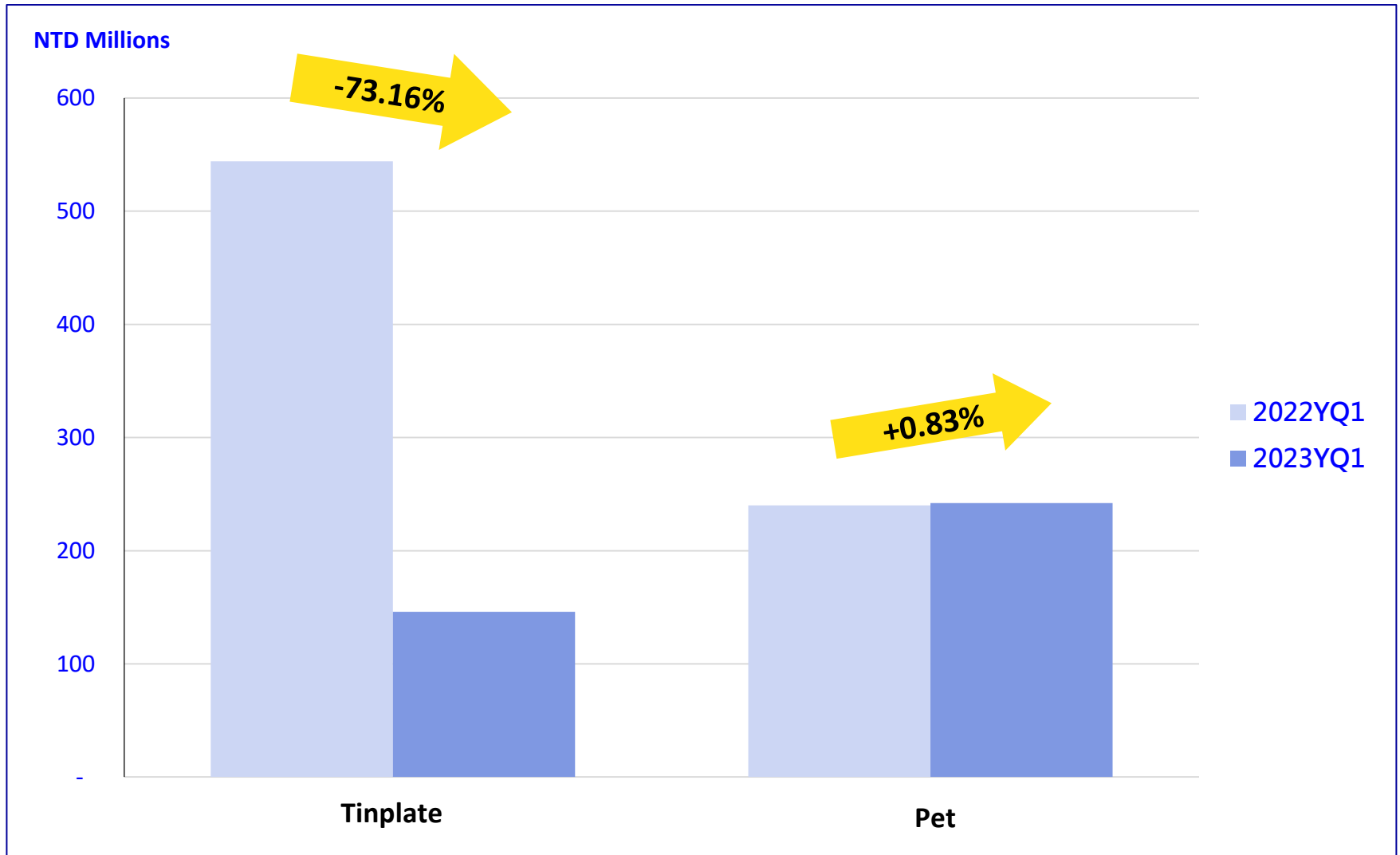
Results Highlight (Consolidated)

<i>In NTD Millions unless otherwise noted</i>	2023Y Q1	2022Y Q1	YoY
Revenue	8,903.19	10,431.85	-14.65%
Gross Profit	1,110.95	1,567.51	-29.13%
Operating Profit	405.00	724.07	-44.07%
Profit Before Tax	387.62	783.62	-50.53%
Profit After Tax (attribute to owners of the parent)	300.16	621.26	-51.69%
EPS (<i>in NTD</i>)	0.19	0.39	-51.28%
Gross Margin	12.48%	15.03%	-2.55ppts
Operating Margin	4.55%	6.94%	-2.39ppts
Pretax Margin	4.35%	7.51%	-3.16ppts

Segment Information



Segment PBI



Balance Sheets & Financial Highlights

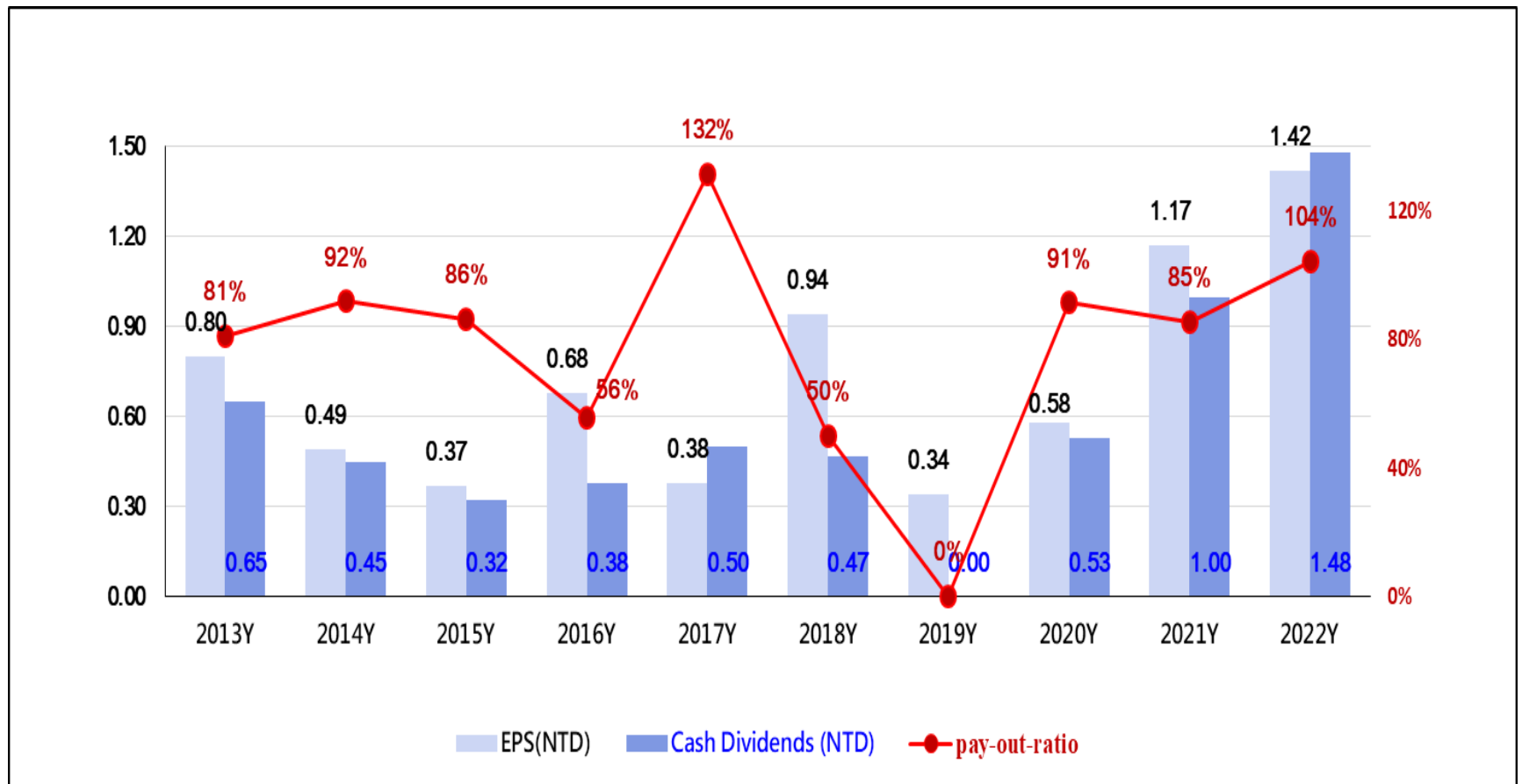
<i>Selected Items (Consolidated) (In NTD Millions)</i>	31 March 23Y		31 March 22Y	
	Amount	%	Amount	%
Total Asset	34,025.80	100.00%	37,707.43	100.00%
Borrowings	5,429.15	15.96%	9,114.75	24.17%
Total liability	11,673.84	34.31%	15,437.63	40.94%
ROE	1.27%		2.86%	
Current Ratio	208.72%		236.95%	
Total Liability to Equity Ratio	52.23%		69.32%	
Net Total Liability to Equity Ratio	36.99%		57.74%	

CASH FLOWS (Consolidated)

<i>(In NTD Millions)</i>	2023Y Q1	2022Y Q1
Beginning balance	3,168.37	2,664.03
Net Cash flows from (used in) Operating activities	1,368.32	965.46
Net Cash flows from (used in) Investing activities	(224.77)	(89.20)
<i>Capital Expenditure*</i>	160.88	81.30
Net Cash flows from (used in) Financing activities	(876.63)	(1,177.67)
Ending balance	3,405.80	2,578.99

*Capital expenditures includes the acquisition I of PP&E, and the prepayment of equipment (including interests payments)

Dividends



*The cash dividends of 2022 to be approved by the shareholders' meeting.

ESG Performance

	Environment(E)	Society(S)	Corporate Governance(G)
Performance	<ul style="list-style-type: none"> In 2022, the energy-saving performance will reduce about 690 tons of CO₂ emissions. ° From 2015 to 2022, the annual average electricity saving will reach 1.13% (standard). 	<ul style="list-style-type: none"> In 2022, it will newly obtain the Halal certification of the only printed iron sheet and metal can in the country, providing customers with more choices. 	<ul style="list-style-type: none"> The 9th (2022) Corporate Governance Evaluation is listed as a 21% to 35% grade.

Thank You